



SmsNeo

Sms Sender for schools / Colleges / Institution
Education

3+

★★★★★ 12

Install

Add to Wishlist

This app is compatible with all of your devices.

★★★★★ 12



SmsNeo is dedicated to those institutes (School/College) who still no **OPEN IN PLAY STORE APP** with student/staff support & software high cost.

SMSNEO IS EASY ANDROID BASED SMS
SOLUTION.

FOR SMART INSTITUTES



REGISTER

Create Own Six Digit
SenderId For Identity.



DATABASE

Create Online Class
Wise Students Record.



SEND SMS

Send SMS With
Multiple Templates.



SUPPORT

24X7 Online Technical
Support Available.

Login

Login

[Registration](#) | [Forgot password](#)

[← Log Out](#)[Main Menu →](#)**3962**

SMS Balance

**554**

Registered No

**0**

Today Birthday



Help

[← Dashboard](#)[Logout →](#)[SMS Sender](#)[Today birthday List](#)[Templates Settings](#)[E-attendance](#)[Attendance Register](#)[Student List](#)[Create Student](#)[Create Class & Section](#)[Set Session / Year](#)[Create Item Units](#)

SMS Sender

[← Dashboard](#)[Main Menu →](#)

1 SMS Count = 140 Characters [Special Characters not allowed like ', "" , \$, # etc]

Select Templates

Dear Parents, ▾

Dear Parents, ##details##

Today is holiday

Dear Parents, Today is holiday

SMS Send to School

Financial Year

[← Dashboard](#)[Main Menu →](#)

If you want write your own message Set SPECIFIC otherwise set DEFAULT.

SMS Templates Settings

SPECIFIC ▼

Set

Digital Attendance

[← Dashboard](#)[Main Menu →](#)**Attendance Date****Select Class** ▾

Select Absent Student from List

Save**SMS Send**

Student creation

← Dashboard

Main Menu →

Save

Student Reg No



Enter Student Reg/Adm no.

Student Name



Enter Student name

Select class

BA-I



Student Mobile No

Student DOB

dd/mm/yyyy

Mother name



Enter Mother name









Class & Section

[← Dashboard](#)[Main Menu →](#)

Example - I-A, V-A, I-HM , I-EM etc

Enter Class Name

[Create class](#)

ID	Class		
C1	BA-I		
C2	BA-II		
C4	V-A		
C5	K.G.		


Financial Year

[← Dashboard](#)[Main Menu →](#)

Example - 2018-19 , 2018 etc

Create Year

[Create](#)

Year	Status	
2018-19	YES	

Set Year





 ▾[Set year](#)

Inventory Item units

[← Dashboard](#)[Main Menu →](#)

Example - Pcs, Pack, Set, pair etc

Enter Unit Name[Create Unit](#)

PCS	
PACK	
PAIR	
LITER	

Stock Wastage / Scrap

[← Dashboard](#)

[Main Menu →](#)

Save

Date of Scrap/Wastage

dd/mm/yyyy

Wastage Refrence.



Select Item

Select

Available Stock

Enter wastage Qty

Remark for wastage



Enter Stock in remark

Date	Item	Qty	unit	
01/05/2018	BOOK SETS	3.00	PCS	

Technical Support

[← Dashboard](#)[Main Menu →](#)**Sender ID****Subject****Query**

Change Password[← Dashboard](#)[Main Menu →](#)**Enter Old password**

Enter old Password

Enter new password

Enter new password

Retype new password

Enter new password

Change password